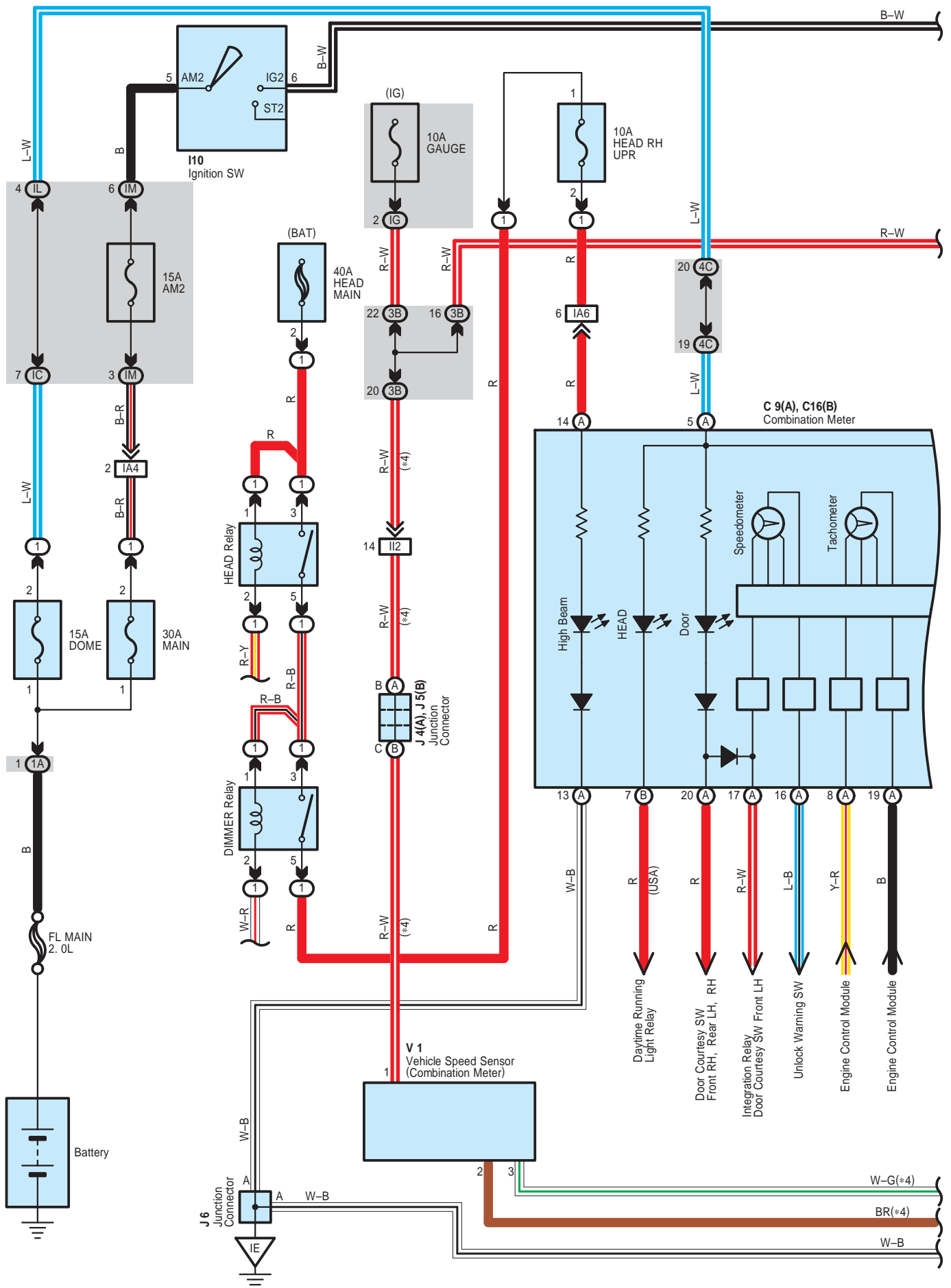
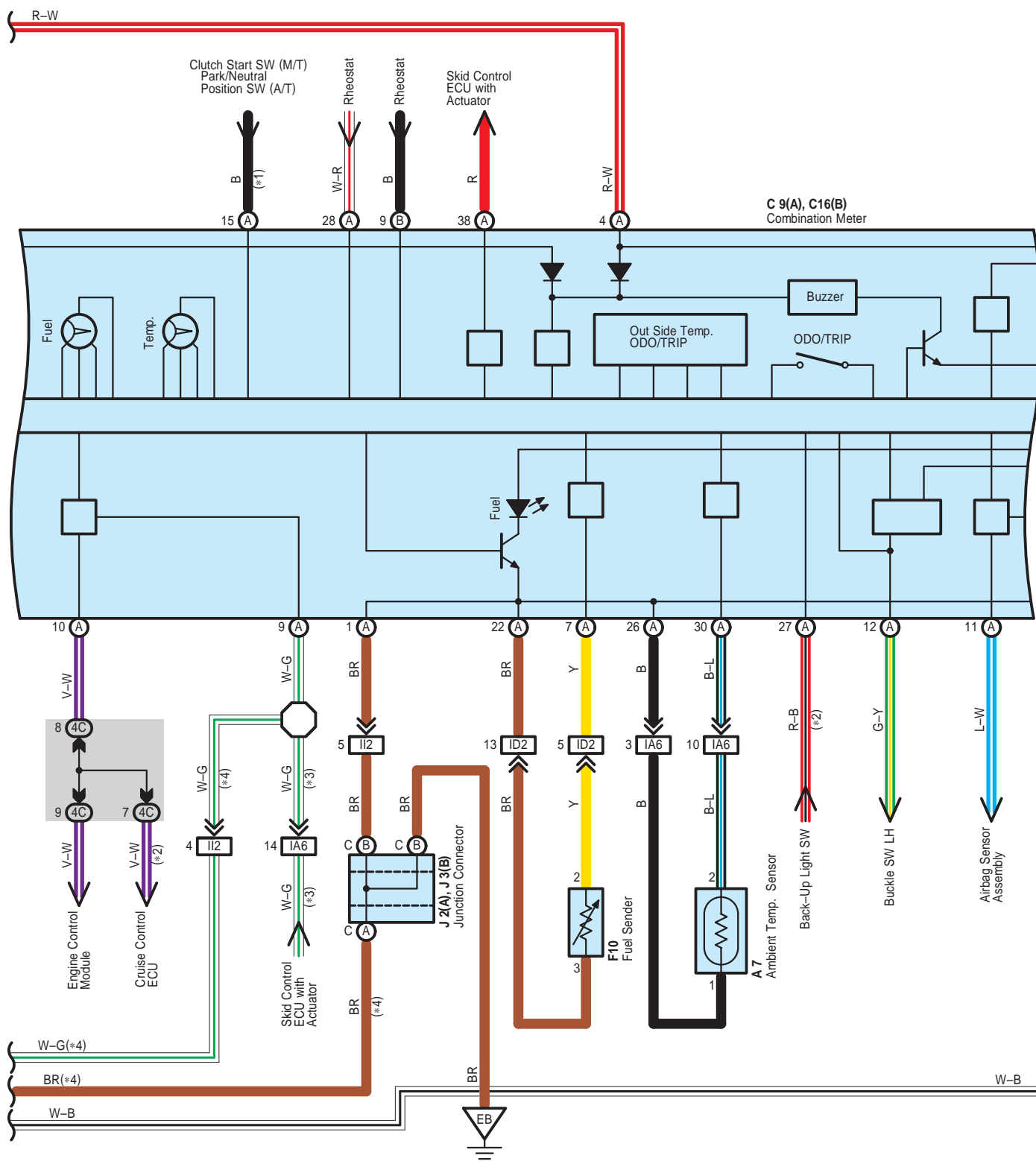
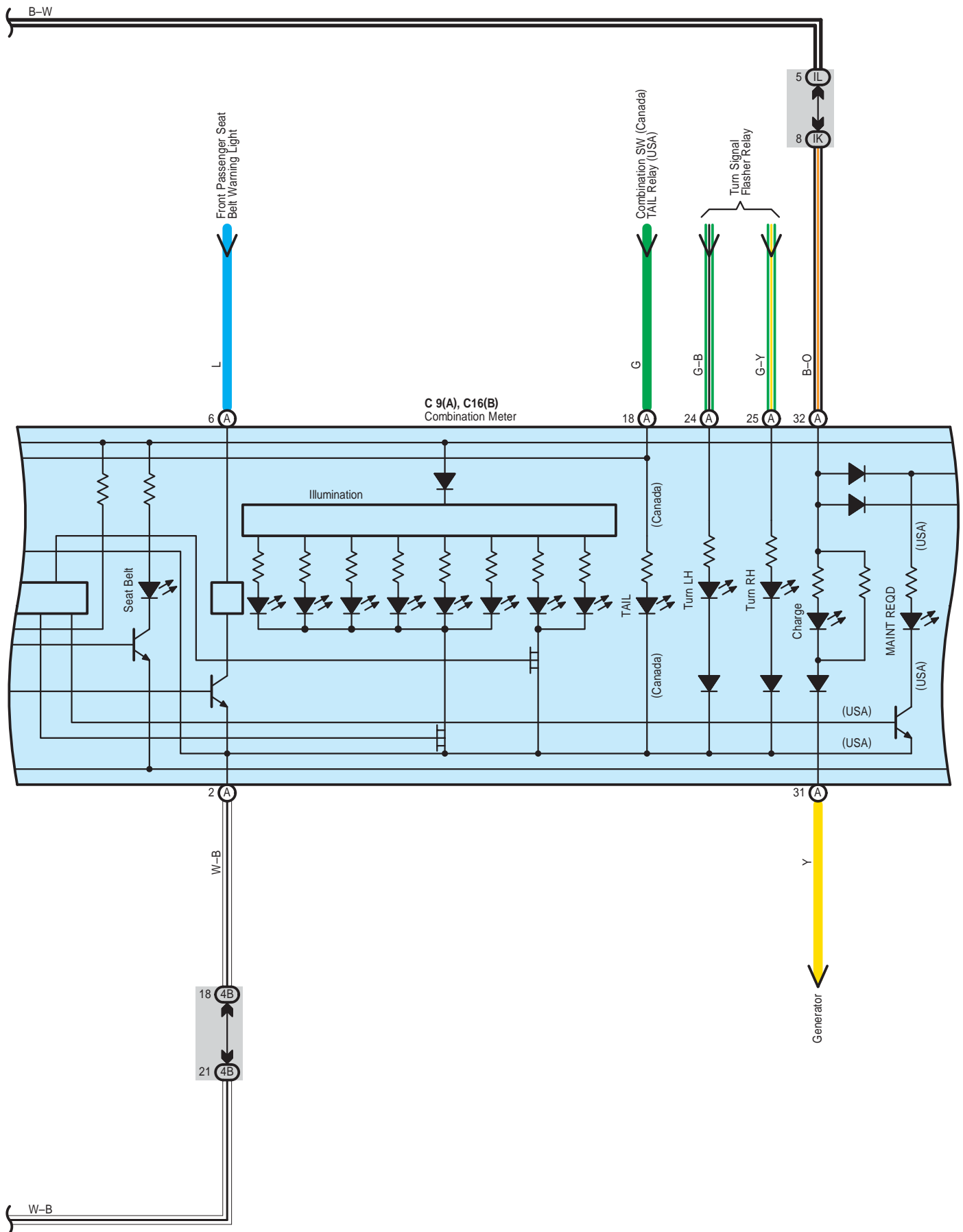


# Combination Meter

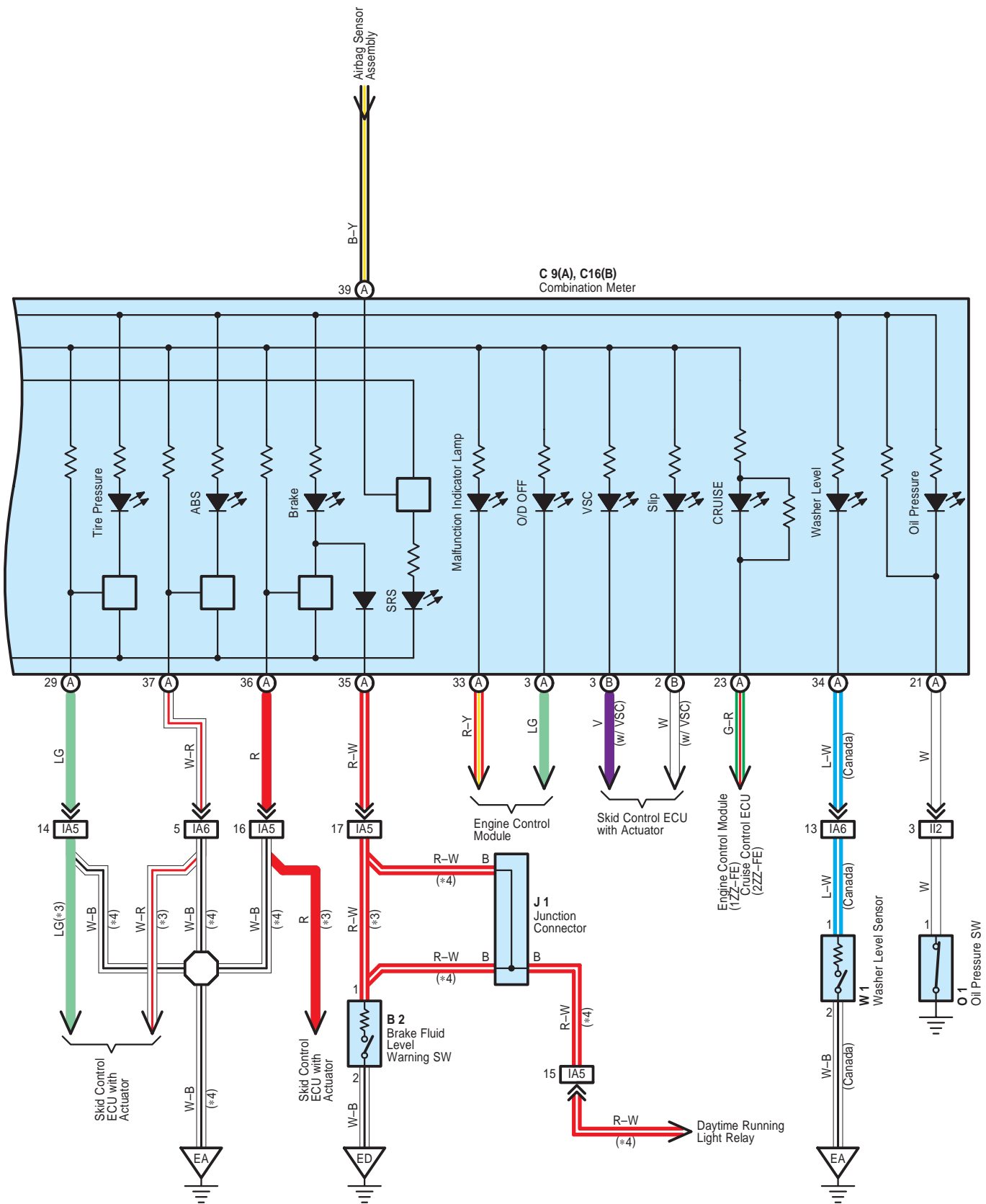




# Combination Meter



\* 3 : w/ VSC, w/ ABS  
 \* 4 : Except \*3



# Combination Meter

## : Parts Location

Code	See Page	Code	See Page	Code	See Page
A7	32 (1ZZ-FE)	F10	40 (*2)	J5	B
	34 (2ZZ-GE)	I10	37	J6	37
B2	32 (1ZZ-FE)	J1	33 (1ZZ-FE)	O1	33 (1ZZ-FE)
	34 (2ZZ-GE)		35 (2ZZ-GE)		35 (2ZZ-GE)
C9	A	J2	A	V1	33 (1ZZ-FE)
C16	B	J3	B	W1	33 (1ZZ-FE)
F10	38 (*1)	J4	A		35 (2ZZ-GE)

## : Relay Blocks

Code	See Page	Relay Blocks (Relay Block Location)
1	22	Engine Room R/B (Engine Compartment Left)

## : Junction Block and Wire Harness Connector

Code	See Page	Junction Block and Wire Harness (Connector Location)
IC	25	Engine Room Main Wire and Instrument Panel J/B (Lower Finish Panel)
IG	25	Instrument Panel Wire and Instrument Panel J/B (Lower Finish Panel)
IK	24	
IL		
IM		
1A	22	Engine Wire and Engine Room J/B (Engine Compartment Left)
3B	28	Instrument Panel Wire and RH J/B (Right Side of the Instrument Panel Reinforcement)
4B	30	Instrument Panel Wire and Center J/B (Behind the Combination Meter)
4C		

## : Connector Joining Wire Harness and Wire Harness

Code	See Page	Joining Wire Harness and Wire Harness (Connector Location)
IA4	44	Engine Room Main Wire and Instrument Panel Wire (Left Side of the Instrument Panel Reinforcement)
IA5		
IA6		
ID2	44	Instrument Panel Wire and Floor Wire (Left Kick Panel)
II2	45	Engine Wire and Instrument Panel Wire (Blower Unit RH)

## : Ground Points

Code	See Page	Ground Points Location
EA	42 (1ZZ-FE)	Front Right Fender
	43 (2ZZ-GE)	
EB	42 (1ZZ-FE)	Left Side of the Cylinder Head
	43 (2ZZ-GE)	
ED	42 (1ZZ-FE)	Front Left Suspension Tower
	43 (2ZZ-GE)	
IE	44	Behind the Combination Meter

\* 1 : w/ Side Airbag and/or Stereo Component Amplifier      \* 2 : w/o Side Airbag and Stereo Component Amplifier

